






Online and Mobile Banking Enrollment Guide


1. Visit readingcoop.com using a web browser on your computer or mobile device. Then, in the upper right corner, please click the drop-down burger menu. Next, choose either Personal or Business Online Banking and Bill Pay to enroll.


Happy Holidays! We wish you and you and your family a safe and Happy New Year!


Reading Cooperative Bank *for you | for your business*    [Log in](#)  menu









You belong here.
At the bank where your family, your business and your community matter most. It's banking that's for you, by you.

open an account

Your money has met its match. Find the right checking and

go mobile

Take us with you anywhere. Check balances, make deposits.

super savings

Check out our great new variable rate CD and start earning more!

get cash

Whether it's for a new car, tuition or another personal expense.

for you | for your business     

personal	business	borrow	about	help
Open an Account	Business Checking	Mortgage & Loans	Our Story	FAQs
Checking	Business Savings	Business Loans	Locations & Hours	Privacy
Savings	Business Services		ATM Locations	Lost Card
Online Banking & Bill Pay	Business Online Banking and Bill Pay		In The Community	Para Español
Mobile Banking	Business Mobile Banking		Our Team	
Financial Planning	Financial Planning		Careers	
			News	

readingcoop.utdev.co/personal/online-banking-and-bill-pay/



Online Banking

It's so easy, powerful, and convenient
- every business wants to get in on it.

get started



Refer-a-Friend

Earn \$50 for each friend
who opens a NEW RCB
Checking Account!*

[learn more >](#)

Bank anywhere life takes you – even if it's just your kitchen table.

Our online banking has easy-to-use features that let you
manage your accounts, pay bills, and more.

● See real-time account balances and activity, and even get
real-time text or email alerts.

● Transfer funds to another RCB account, to another RCB
customer, or to your accounts at another bank

● Fast Balances – see your balance + recent transactions at a

● Pay your bills online--no stamps, no checks, no hassle.

2. Once you click "get started", please review and accept the Online Banking Disclosure.



Disclosure




The online and mobile banking agreement has been updated to
include new features and transaction limits. Please click on the
disclosure below to review and accept the new agreement before
proceeding.

[Click Here To Read the Consumer Online Banking Disclosure](#)

I accept the terms of this agreement

I don't accept the terms of this agreement

3. After that, you may complete the registration form.



Registration ?

Required fields:

Social Security Number, First Name, Last Name, Birth Date, Account Number

Social Security Number

Account Number


First Name

Last Name

Email Address

Home Phone


Birth Date

Mother's Maiden Name

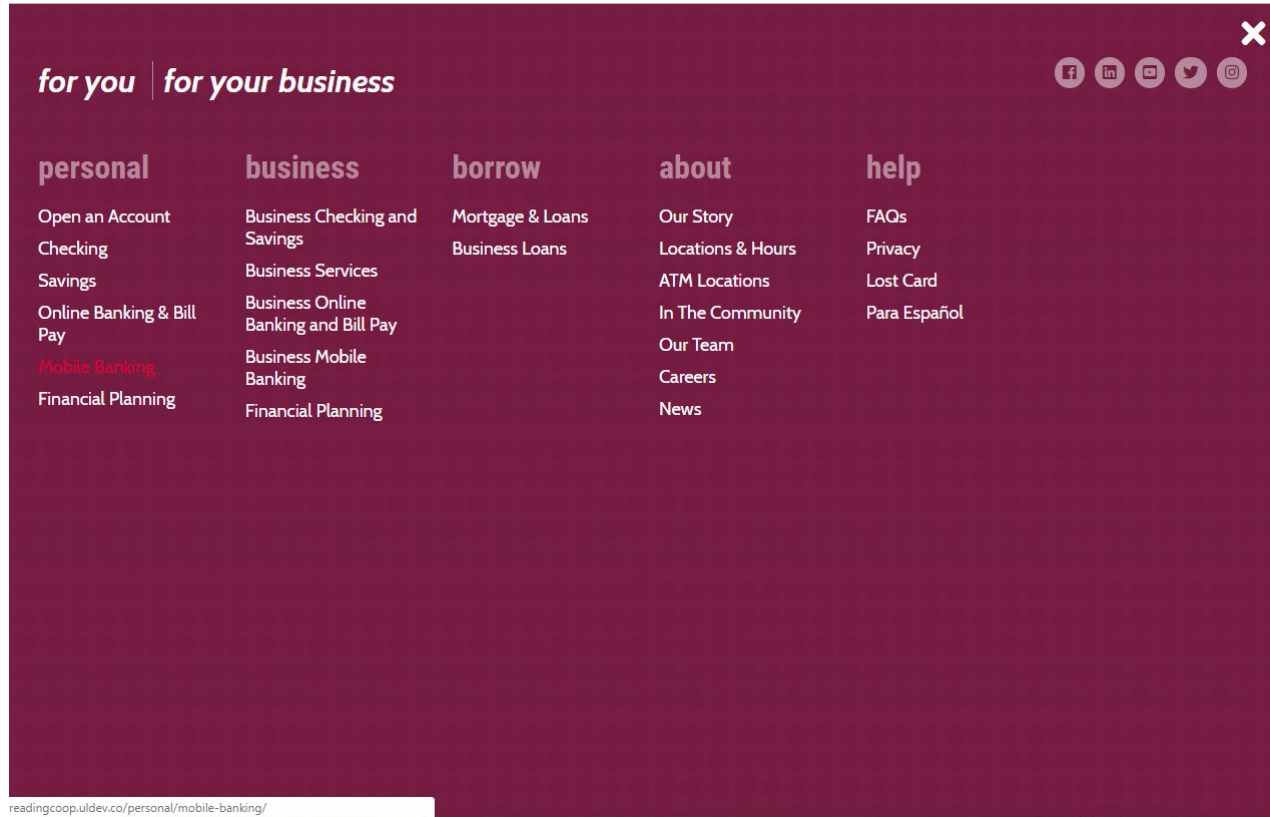
City

State

-----Select a state----- 

ZIP Code

4. Once you have completed this step, you are ready to use online banking on any platform. If you would like to use our mobile app, please visit the Apple App Store or Google Play Store and search for **Reading Cooperative Bank**.



A promotional banner for Reading Cooperative Bank's mobile banking app. The banner has a white background. On the left, there is a photograph of a man with a backpack hiking in a forest, looking at his phone. Below the photo, a handwritten-style quote reads: "RCB's Mobile Banking App helps me see the forest through the trees". To the right of the photo, the heading "Mobile Banking" is followed by the text: "You can do almost anything on your mobile device—that goes for banking with RCB, too." Below this text are two buttons: "iOS Bank App" and "Android Bank App". A large red arrow points upwards from the bottom center towards these two buttons. On the far right, there is a "Refer-a-Friend" section with a red header. It contains the text: "Earn \$50 for each friend who opens a NEW RCB Checking Account!" and a link that says "learn more >". At the top left of the banner is the Reading Cooperative Bank logo. At the top right, there is a navigation bar with the text "for you | for your business", a phone icon, a location pin icon, a magnifying glass icon, a "Log in" button, and a "menu" button represented by three horizontal lines.