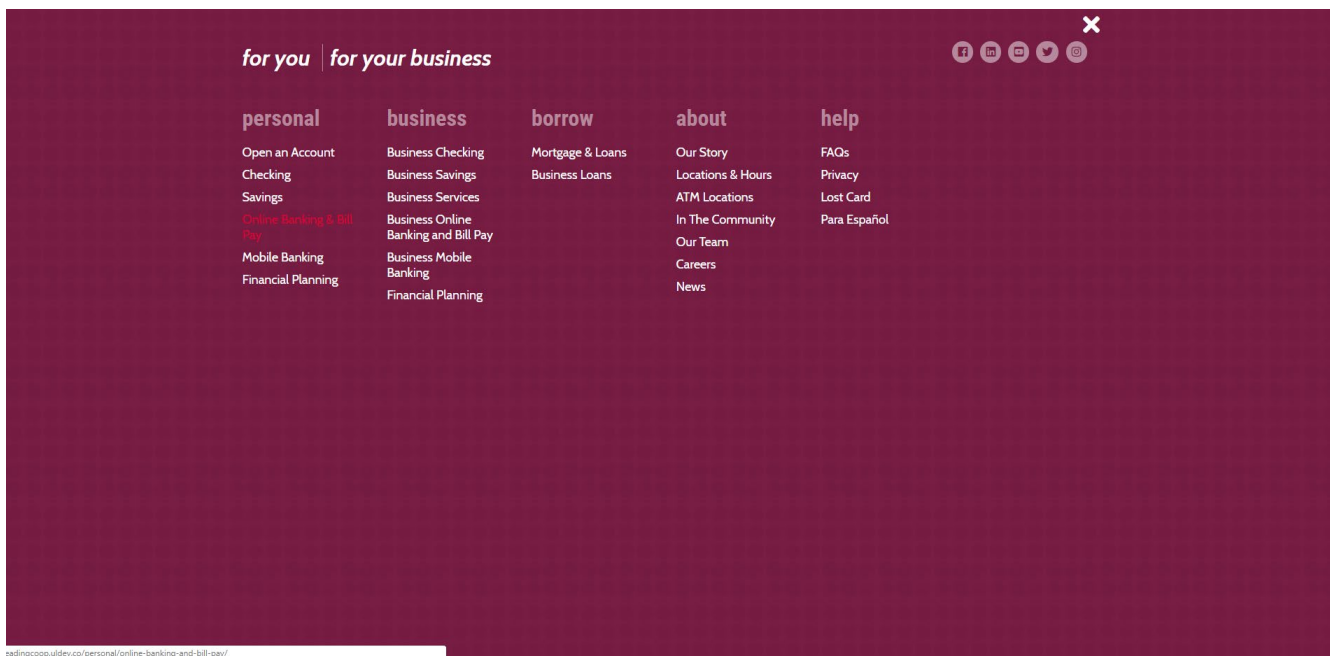
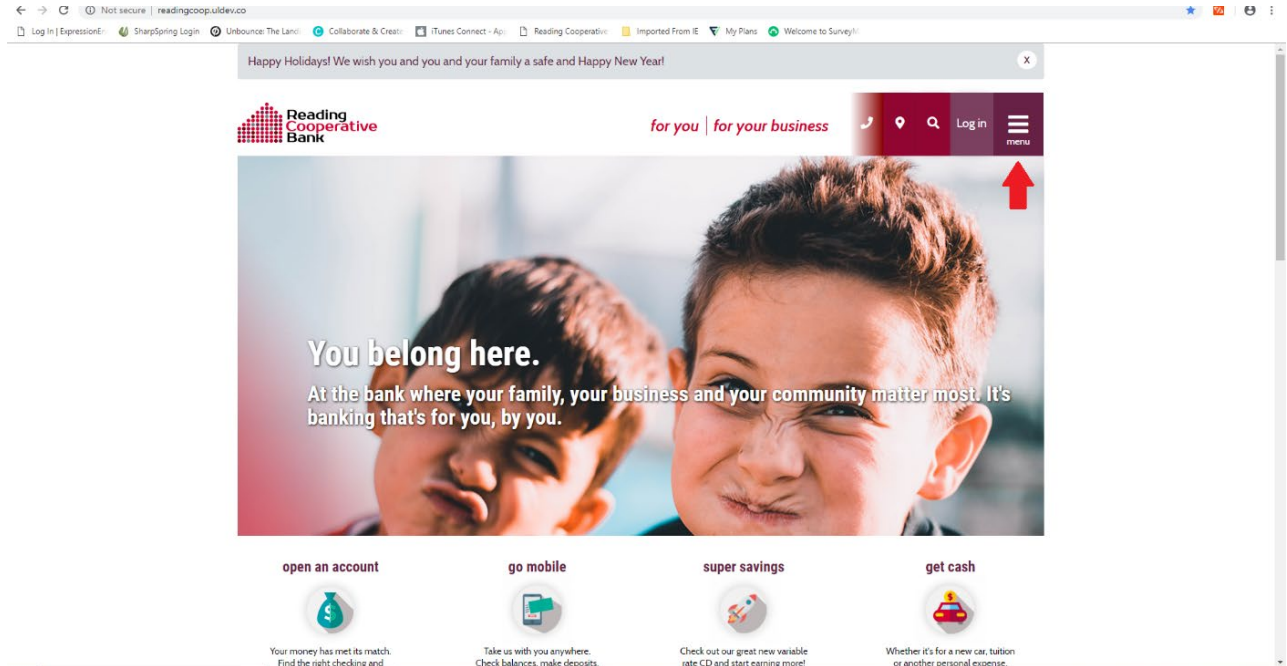


# Online and Mobile Banking Enrollment Guide

1. Visit [readingcoop.com](http://readingcoop.com) using a web browser on your computer or mobile device. Then, in the upper right corner, please click the drop-down burger menu. Next, choose either Personal or Business Online Banking and Bill Pay to enroll.





## Online Banking

It's so easy, powerful, and convenient - every business wants to get in on it.

get started



### Refer-a-Friend

Earn \$50 for each friend who opens a NEW RCB Checking Account!\*

learn more >

**Bank anywhere life takes you – even if it's just your kitchen table.**

Our online banking has easy-to-use features that let you manage your accounts, pay bills, and more.

- See real-time account balances and activity, and even get real-time text or email alerts.
- Transfer funds to another RCB account, to another RCB customer, or to your accounts at another bank
- Fast Balances – see your balance + recent transactions at a
- Pay your bills online--no stamps, no checks, no hassle.

2. Once you click "get started", please review and accept the Online Banking Disclosure.

▼ DISCLOSURE

### ONLINE BANKING AGREEMENT

This Agreement contains the terms and conditions of Online Banking and the disclosures required by the Electronic Funds Transfer Act. By using Online Banking you indicate your agreement with the terms and conditions of Online Banking.

Online Banking is a consumer electronic banking service that allows you to access account information, check balances, transfer funds and, if you elect, pay bills. You may access Online Banking using a personal computer through Reading Cooperative Bank's web page on the Internet. Our Internet address is [www.readingcoop.com](http://www.readingcoop.com).

Online Banking and Bill Payment through Quicken® is inclusive of the terms and conditions of the Electronic Funds Transfer Disclosure including but not limited to transaction limits, transaction processing and system availability. Specifics of Online Banking and Bill Payment through Quicken® are documented in the Online Help which is accessible via the Internet service.

For the purpose of this document, "you," and "your" shall refer to each depositor who signs up for Online Banking. "We," "Us," "Our" and "Bank" shall refer to the Reading Cooperative Bank. All references to time of day in this Agreement and Disclosure refer to Eastern Standard Time.

### GENERAL INFORMATION ABOUT ONLINE BANKING

You may use Online Banking any time, day or night, seven days a week. However, Online Banking may occasionally be temporarily unavailable due to Bank record updating or technical problems. In addition, access to Online Banking is made available by or on behalf of Reading Cooperative Bank to you in connection with the Service shall be and remain the property of Reading Cooperative Bank or its vendors, service providers or licensors, as applicable.

I don't accept the terms of this agreement    I accept the terms of this agreement



3. After that, you may complete the registration form.

REGISTRATION

**Required fields:**  
Social Security Number, First Name, Last Name, Birth Date, Account Number

Social Security Number


Account Number

First Name

Last Name

Email Address

Home Phone


Birth Date  

Mother's Maiden Name

City

State

ZIP Code



Cancel Submit

4. Once you have registered, you will be asked to set up a user ID and password. (Please note: Your new user ID and password will be the same across all platforms)

REGISTRATION

**Congratulations. You have successfully validated your information. You can now create an Internet Banking account.**

Please enter your User ID and Password that you would like to use to sign into your account. The User ID you enter will be checked to make sure it is unique. If one already exists, you will be asked to enter another User ID.


Please enter a password. Passwords must contain at least one digit (0-9) and one letter (a-z,A-Z) and must be between 8 and 32 characters. Valid characters include the following items: lowercase letters (a-z), uppercase letters (A-Z), digits (0-9), symbols `~!@#\$\$%^&\*()\_+~\}|;';?.,/).

After you have confirmed your password, click the **Register** button.

User ID

Password

Confirm Password



Cancel Registration Register

- Once you have completed this step, you are ready to use online banking on any platform. If you would like to use our mobile app, please visit the Apple App Store or Google Play Store and search for Reading Cooperative Bank.

The screenshot shows the top navigation menu of the Reading Cooperative Bank website. The header is dark red with the text "for you | for your business" in white. On the right side of the header are social media icons for Facebook, LinkedIn, YouTube, Twitter, and Instagram, along with a close button (X). Below the header, the navigation menu is organized into five columns: "personal", "business", "borrow", "about", and "help".

personal	business	borrow	about	help
Open an Account	Business Checking and Savings	Mortgage & Loans	Our Story	FAQs
Checking	Business Services	Business Loans	Locations & Hours	Privacy
Savings	Business Online Banking and Bill Pay		ATM Locations	Lost Card
Online Banking & Bill Pay	Business Mobile Banking		In The Community	Para Español
Mobile Banking	Financial Planning		Our Team	
Financial Planning			Careers	
			News	

At the bottom left of the screenshot, the URL "readingcoop.uldev.co/personal/mobile-banking/" is visible.

The banner features the Reading Cooperative Bank logo on the left. The navigation bar includes the text "for you | for your business" and icons for phone, location, search, login, and a menu. The main content area is divided into three sections:

- Mobile Banking:** A photograph of a hiker in a forest. Below the photo is a quote: "RCB's Mobile Banking App helps me see the forest through the trees". To the right of the photo, the text reads: "Mobile Banking You can do almost anything on your mobile device—that goes for banking with RCB, too." Below this text are two buttons: "iOS Bank App" and "Android Bank App". A large red arrow points upwards from the bottom center towards these two buttons.
- Refer-a-Friend:** A red header with the text "Refer-a-Friend". Below it, the text reads: "Earn \$50 for each friend who opens a NEW RCB Checking Account!" and "learn more >".

At the bottom of the banner, there is a call to action: "Download our easy-to-use app and take us with you anywhere you go." followed by a paragraph: "RCB mobile banking has easy-to-use features that let you manage your accounts, pay bills and more, for total banking on the move."