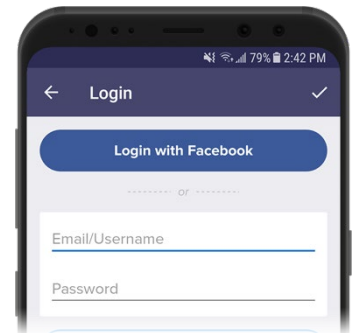
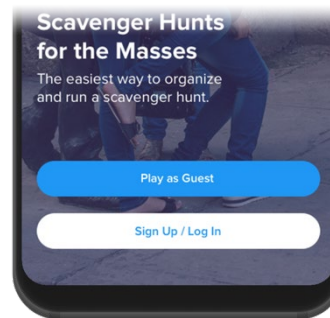




1. Download the GooseChase Android or iPhone app.

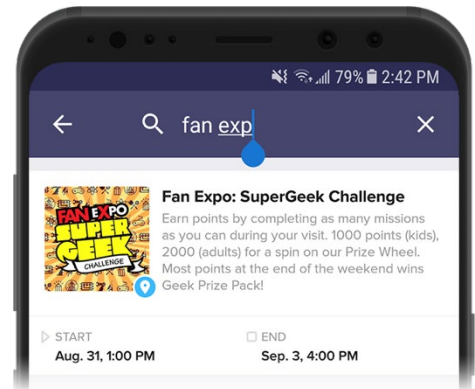


2. Log in as a guest, using your email, or your Facebook account (If you login using Facebook, you can even share game footage to your followers!)



3. Tap the search icon and enter the name of your game (given to you by your game organizer.)

4. Once in the game, you'll be presented with the missions you or your team are attempting to complete. Mission types can include GPS check in, Video, Photo or Text Missions. To complete one, just select it from the list and hit the "Snap Evidence" button.





Make sure you're completing missions accurately! (e.g. "take a picture with a zebra" means take a picture with a real zebra, not next to a zebra on a computer screen)

Your game organizer can deduct points from your team if your submission falls short.

Bonus points can also be awarded to missions accomplished in extraordinary fashion!

6. Have fun! Get creative and interact with your fellow players!



5. Using the navigation tabs, you can keep track of how you are doing via the activity feed and the leaderboard, see notifications from the game organizer or review (and resubmit) your previous submissions.

